

Walking Times Benchmarking

	Average Time	Fastest	Fastest 3 Avg	Fastest 5 Avg	Slowest
Start - Copley	36	23	25	27	51
Copley - Norland	58	35	40	43	80
Norland - Holiday Home	47	21	28	31	71
Holiday Home - Saw Hill	56	24	27	28	105
Saw Hill - Flints Moor	102	50	56	59	231
Flints Moor - Camp	48	24	27	29	87
Saturday Total	348	177	203	217	625
Camp - Lay-by	46	26	28	31	91
Lay-by - Crow Hill	40	24	25	27	63
Crow Hill - Halifax Lane	59	33	34	35	103
Halifax Lane - Maypole	41	27	28	29	74
Maypole - Finish	20	10	11	12	45
Sunday Total	206	120	126	134	376
Grand Total	554	297	329	351	1001

Based on 2011 Actual Times

Brow Hike 2011 - Performance Analysis for Mytholmroyd

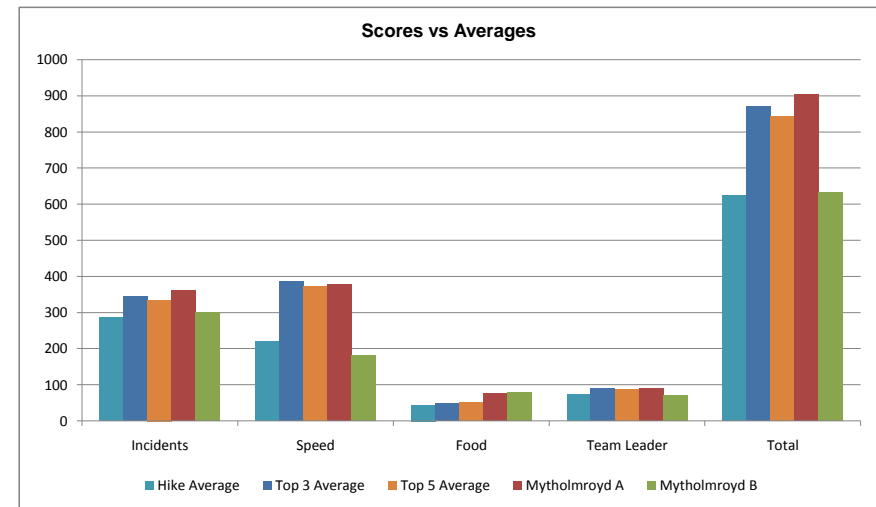
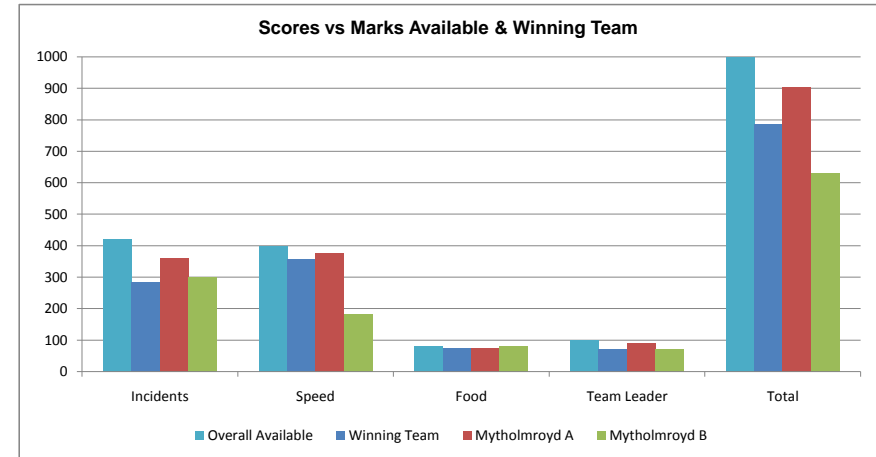
Walking Times

	Fastest Time	Average Time	Slowest Time	Winning Team	RAG Against Average		RAG Against Winners	
					Mytholmroyd B	Mytholmroyd A	Mytholmroyd B	Mytholmroyd A
Start - Copley	23	36	51	25	39	34	39	34
Copley - Norland	35	58	80	35	71	43	71	43
Norland - Holiday Home	21	47	71	36	36	43	36	43
Holiday Home - Saw Hill	24	56	105	24	88	29	88	29
Saw Hill - Flints Moor	50	102	231	50	101	54	101	54
Flints Moor - Camp	24	48	87	24	78	27	78	27
Saturday Total	194	348	497	194	413	230	413	230
Camp - Lay-by	26	46	91	26	54	27	54	27
Lay-by - Crow Hill	24	40	63	24	32	26	32	26
Crow Hill - Halifax Lane	33	59	103	33	64	38	64	38
Halifax Lane - Maypole	27	41	74	28	74	32	74	32
Maypole - Finish	10	20	45	12	31	12	31	12
Sunday Total	123	206	326	160	255	135	255	135
Grand Total	317	554	823	354	668	365	668	365

Incident Scores

	Highest Score	Average Score	Lowest Score	Winning Team	RAG Against Average		RAG Against Winners	
					Mytholmroyd B	Mytholmroyd A	Mytholmroyd B	Mytholmroyd A
Copley - Water Weigh	50	31	10	50	30	50	30	50
Norland - Sheep Pen	60	51	20	59	47	58	47	58
Holiday Home - Tennis Ball Run	60	41	20	53	55	44	55	44
Saw Hill - Quiz	54	39	24	33	54	39	54	39
Lay-by - Current Affairs	60	48	0	57	54	60	54	60
Leaf Collecting	50	19	0	35	0	50	0	50
Extra Checkpoints	60	58	30	60	60	60	60	60
Total	394	287	104	347	299	362	299	362

Points Scored Graphs



Brow Hike 2011 - Performance Analysis for 3rd Ripponden

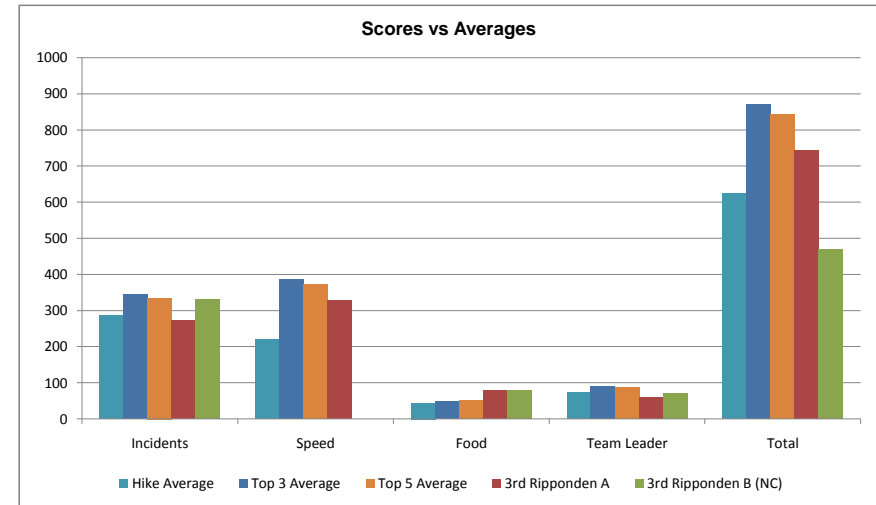
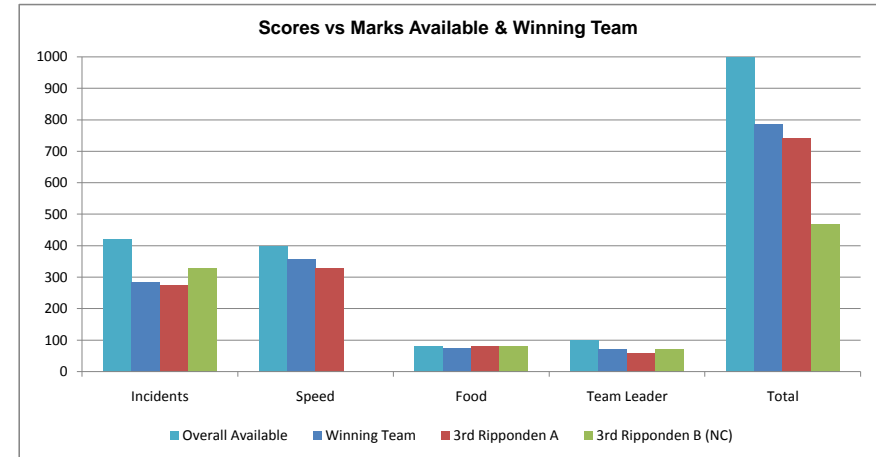
Walking Times

	Fastest Time	Average Time	Slowest Time	Winning Team	RAG Against Average		RAG Against Winners	
					3rd Ripp B	3rd Ripp A	3rd Ripp B	3rd Ripp A
Start - Copley	23	36	51	25	51	23	51	23
Copley - Norland	35	58	80	35	80	64	80	64
Norland - Holiday Home	21	47	71	36	71	40	71	40
Holiday Home - Saw Hill	24	56	105	24	53	31	53	31
Saw Hill - Flints Moor	50	102	231	50	116	77	116	77
Flints Moor - Camp	24	48	87	24	58	33	58	33
Saturday Total	194	348	497	194	429	268	429	268
Camp - Lay-by	26	46	91	26	64	41	64	41
Lay-by - Crow Hill	24	40	63	24	50	34	50	34
Crow Hill - Halifax Lane	33	59	103	33	82	48	82	48
Halifax Lane - Maypole	27	41	74	28	49	40	49	40
Maypole - Finish	10	20	45	12	23	15	23	15
Sunday Total	123	206	326	160	268	178	268	178
Grand Total	317	554	823	354	697	446	697	446

Incident Scores

	Highest Score	Average Score	Lowest Score	Winning Team	RAG Against Average		RAG Against Winners	
					3rd Ripp B	3rd Ripp A	3rd Ripp B	3rd Ripp A
Copley - Water Weigh	50	31	10	50	40	10	40	10
Norland - Sheep Pen	60	51	20	59	58	45	58	45
Holiday Home - Tennis Ball Run	60	41	20	53	39	39	39	39
Saw Hill - Quiz	54	39	24	33	42	42	42	42
Lay-by - Current Affairs	60	48	0	57	51	33	51	33
Leaf Collecting	50	19	0	35	40	45	40	45
Extra Checkpoints	60	58	30	60	60	60	60	60
Total	394	287	104	347	330	274	330	274

Points Scored Graphs



Brow Hike 2011 - Performance Analysis for 17th Linthwaite

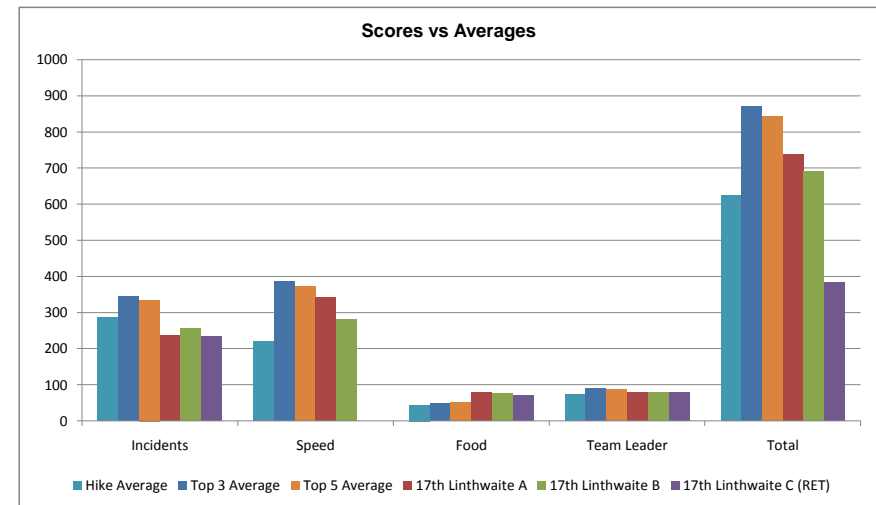
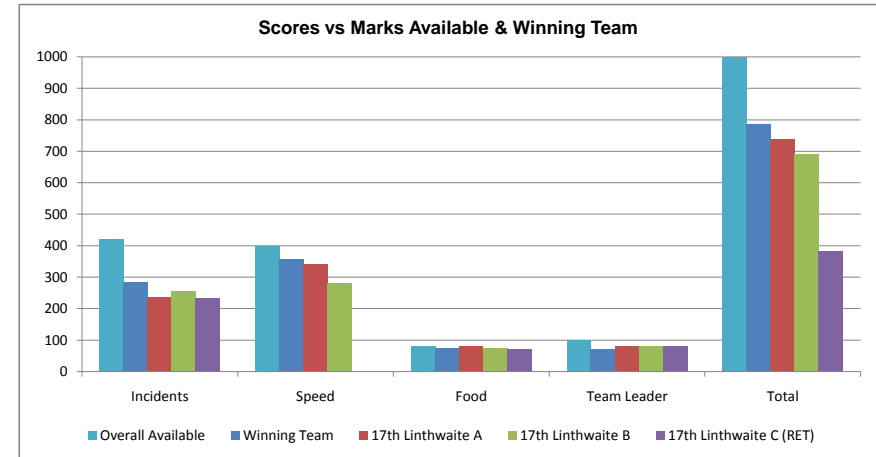
Walking Times

	Fastest Time	Average Time	Slowest Time	Winning Team	RAG Against Average			RAG Against Winners		
					17th Linth C	17th Linth B	17th Linth A	17th Linth C	17th Linth B	17th Linth A
Start - Copley	23	36	51	25	37	43	26	37	43	26
Copley - Norland	35	58	80	35	65	51	53	65	51	53
Norland - Holiday Home	21	47	71	36	58	41	27	58	41	27
Holiday Home - Saw Hill	24	56	105	24	83	78	39	83	78	39
Saw Hill - Flints Moor	50	102	231	50	163	97	64	163	97	64
Flints Moor - Camp	24	48	87	24	69	43	33	69	43	33
Saturday Total	194	348	497	194	475	353	242	475	353	242
Camp - Lay-by	26	46	91	26	RET	40	30	RET	40	30
Lay-by - Crow Hill	24	40	63	24	RET	49	31	RET	49	31
Crow Hill - Halifax Lane	33	59	103	33	RET	36	49	RET	36	49
Halifax Lane - Maypole	27	41	74	28	RET	32	34	RET	32	34
Maypole - Finish	10	20	45	12	20	18	16	20	18	16
Sunday Total	123	206	326	160	RET	175	160	RET	175	160
Grand Total	317	554	823	354	RET	528	402	RET	528	402

Incident Scores

	Highest Score	Average Score	Lowest Score	Winning Team	RAG Against Average			RAG Against Winners		
					17th Linth C	17th Linth B	17th Linth A	17th Linth C	17th Linth B	17th Linth A
Copley - Water Weigh	50	31	10	50	50	40	30	50	40	30
Norland - Sheep Pen	60	51	20	59	57	50	20	57	50	20
Holiday Home - Tennis Ball Run	60	41	20	53	35	22	20	35	22	20
Saw Hill - Quiz	54	39	24	33	42	39	36	42	39	36
Lay-by - Current Affairs	60	48	0	57	0	45	60	0	45	60
Leaf Collecting	50	19	0	35	20	0	10	20	0	10
Extra Checkpoints	60	58	30	60	30	60	60	30	60	60
Total	394	287	104	347	233	256	236	233	256	236

Points Scored Graphs



Brow Hike 2011 - Performance Analysis for 39th South West Cheshire

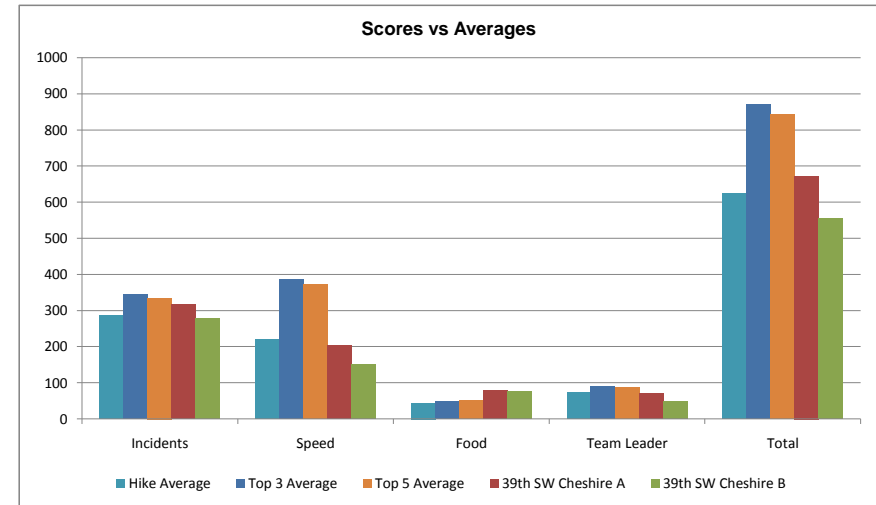
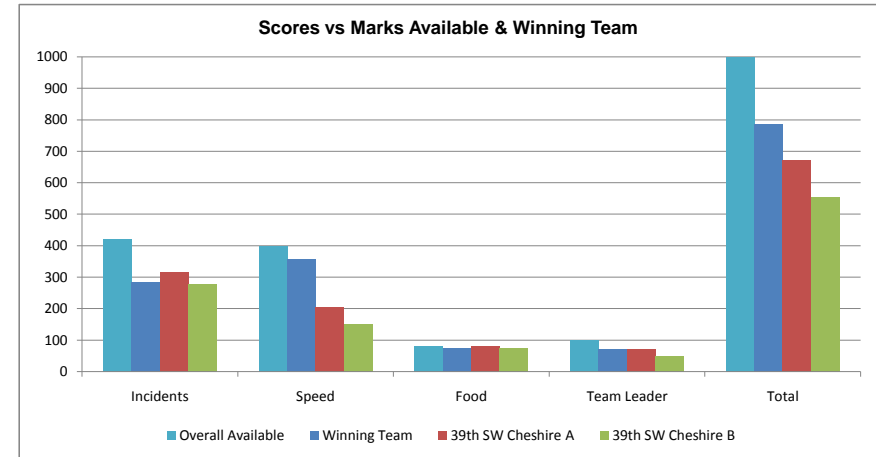
Walking Times

	Fastest Time	Average Time	Slowest Time	Winning Team	RAG Against Average		RAG Against Winners	
					39th SWC B	39th SWC A	39th SWC B	39th SWC A
Start - Copley	23	36	51	25	42	45	42	45
Copley - Norland	35	58	80	35	67	65	67	65
Norland - Holiday Home	21	47	71	36	69	58	69	58
Holiday Home - Saw Hill	24	56	105	24	73	105	73	105
Saw Hill - Flints Moor	50	102	231	50	134	91	134	91
Flints Moor - Camp	24	48	87	24	87	61	87	61
Saturday Total	194	348	497	194	472	425	472	425
Camp - Lay-by	26	46	91	26	55	56	55	56
Lay-by - Crow Hill	24	40	63	24	47	40	47	40
Crow Hill - Halifax Lane	33	59	103	33	84	75	84	75
Halifax Lane - Maypole	27	41	74	28	49	40	49	40
Maypole - Finish	10	20	45	12	45	24	45	24
Sunday Total	123	206	326	160	280	235	280	235
Grand Total	317	554	823	354	752	660	752	660

Incident Scores

	Highest Score	Average Score	Lowest Score	Winning Team	RAG Against Average		RAG Against Winners	
					39th SWC B	39th SWC A	39th SWC B	39th SWC A
Copley - Water Weigh	50	31	10	50	30	50	30	50
Norland - Sheep Pen	60	51	20	59	39	60	39	60
Holiday Home - Tennis Ball Run	60	41	20	53	60	44	60	44
Saw Hill - Quiz	54	39	24	33	42	42	42	42
Lay-by - Current Affairs	60	48	0	57	48	42	48	42
Leaf Collecting	50	19	0	35	0	20	0	20
Extra Checkpoints	60	58	30	60	60	60	60	60
Total	394	287	104	347	279	318	279	318

Points Scored Graphs



Brow Hike 2011 - Performance Analysis for Skelmanthorpe

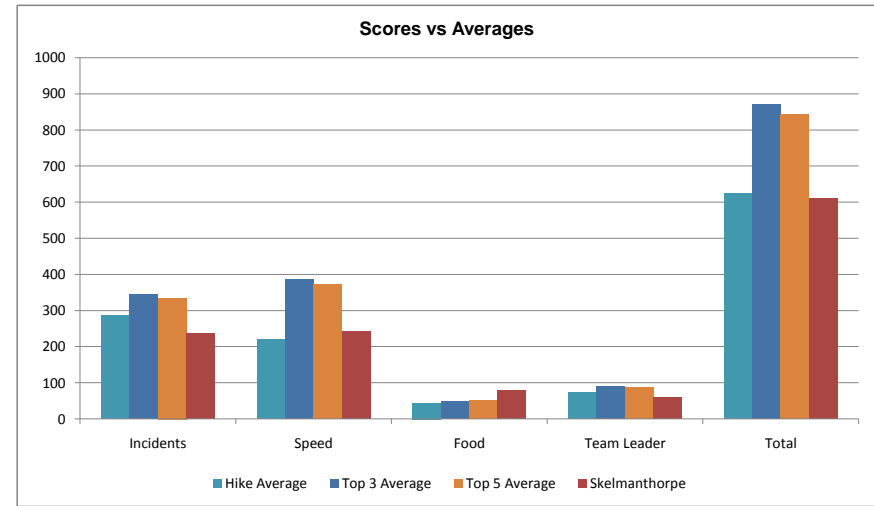
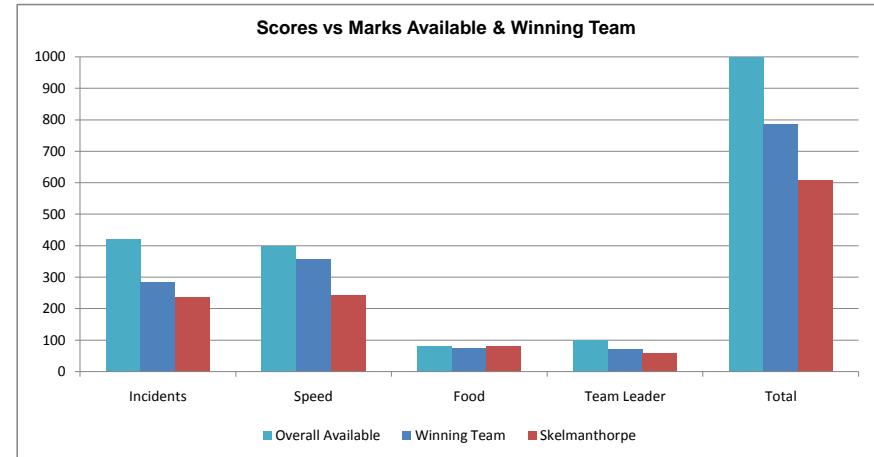
Walking Times

	Fastest Time	Average Time	Slowest Time	Winning Team	RAG Against Average		RAG Against Winners	
					Skelmant horpe	Skelmant horpe		
Start - Copley	23	36	51	25	37	37		
Copley - Norland	35	58	80	35	61	61		
Norland - Holiday Home	21	47	71	36	21	21		
Holiday Home - Saw Hill	24	56	105	24	69	69		
Saw Hill - Flints Moor	50	102	231	50	105	105		
Flints Moor - Camp	24	48	87	24	49	49		
Saturday Total	194	348	497	194	342	342		
Camp - Lay-by	26	46	91	26	45	45		
Lay-by - Crow Hill	24	40	63	24	42	42		
Crow Hill - Halifax Lane	33	59	103	33	69	69		
Halifax Lane - Maypole	27	41	74	28	42	42		
Maypole - Finish	10	20	45	12	17	17		
Sunday Total	123	206	326	160	215	215		
Grand Total	317	554	823	354	557	557		

Incident Scores

	Highest Score	Average Score	Lowest Score	Winning Team	RAG Against Average		RAG Against Winners	
					Skelmant horpe	Skelmant horpe		
Copley - Water Weigh	50	31	10	50	10	10		
Norland - Sheep Pen	60	51	20	59	56	56		
Holiday Home - Tennis Ball Run	60	41	20	53	29	29		
Saw Hill - Quiz	54	39	24	33	24	24		
Lay-by - Current Affairs	60	48	0	57	48	48		
Leaf Collecting	50	19	0	35	10	10		
Extra Checkpoints	60	58	30	60	60	60		
Total	394	287	104	347	237	237		

Points Scored Graphs



Brow Hike 2011 - Performance Analysis for 14th Marsden

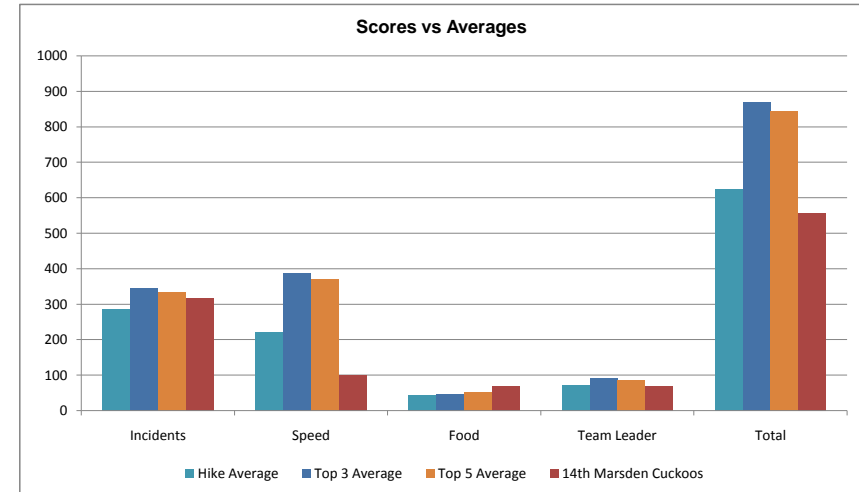
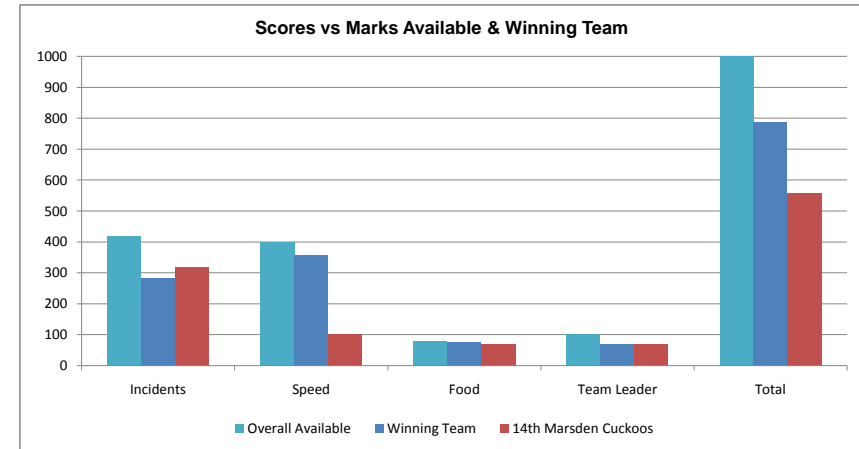
Walking Times

	Fastest Time	Average Time	Slowest Time	Winning Team	RAG Against Average		RAG Against Winners	
					14th Marsden	14th Marsden		
Start - Copley	23	36	51	25	39	39	39	
Copley - Norland	35	58	80	35	69	69	69	
Norland - Holiday Home	21	47	71	36	61	61	61	
Holiday Home - Saw Hill	24	56	105	24	50	50	50	
Saw Hill - Flints Moor	50	102	231	50	231	231	231	
Flints Moor - Camp	24	48	87	24	47	47	47	
Saturday Total	194	348	497	194	497	497	497	
Camp - Lay-by	26	46	91	26	91	91	91	
Lay-by - Crow Hill	24	40	63	24	63	63	63	
Crow Hill - Halifax Lane	33	59	103	33	103	103	103	
Halifax Lane - Maypole	27	41	74	28	46	46	46	
Maypole - Finish	10	20	45	12	23	23	23	
Sunday Total	123	206	326	160	326	326	326	
Grand Total	317	554	823	354	823	823	823	

Incident Scores

	Highest Score	Average Score	Lowest Score	Winning Team	RAG Against Average		RAG Against Winners	
					14th Marsden	14th Marsden		
Copley - Water Weigh	50	31	10	50	50	50	50	
Norland - Sheep Pen	60	51	20	59	54	54	54	
Holiday Home - Tennis Ball Run	60	41	20	53	41	41	41	
Saw Hill - Quiz	54	39	24	33	45	45	45	
Lay-by - Current Affairs	60	48	0	57	57	57	57	
Leaf Collecting	50	19	0	35	10	10	10	
Extra Checkpoints	60	58	30	60	60	60	60	
Total	394	287	104	347	317	317	317	

Points Scored Graphs



Brow Hike 2011 - Performance Analysis for Slaithwaite

Walking Times

	Fastest Time	Average Time	Slowest Time	Winning Team	RAG Against Average		RAG Against Winners	
					Slaithwaite	Score	Slaithwaite	Score
Start - Copley	23	36	51	25	43	43	43	
Copley - Norland	35	58	80	35	54	54	54	
Norland - Holiday Home	21	47	71	36	44	44	44	
Holiday Home - Saw Hill	24	56	105	24	27	27	27	
Saw Hill - Flints Moor	50	102	231	50	80	80	80	
Flints Moor - Camp	24	48	87	24	44	44	44	
Saturday Total	194	348	497	194	292	292	292	
Camp - Lay-by	26	46	91	26	48	48	48	
Lay-by - Crow Hill	24	40	63	24	37	37	37	
Crow Hill - Halifax Lane	33	59	103	33	55	55	55	
Halifax Lane - Maypole	27	41	74	28	38	38	38	
Maypole - Finish	10	20	45	12	14	14	14	
Sunday Total	123	206	326	160	192	192	192	
Grand Total	317	554	823	354	484	484	484	

Incident Scores

	Highest Score	Average Score	Lowest Score	Winning Team	RAG Against Average		RAG Against Winners	
					Slaithwaite	Score	Slaithwaite	Score
Copley - Water Weigh	50	31	10	50	20	20	20	
Norland - Sheep Pen	60	51	20	59	47	47	47	
Holiday Home - Tennis Ball Run	60	41	20	53	45	45	45	
Saw Hill - Quiz	54	39	24	33	51	51	51	
Lay-by - Current Affairs	60	48	0	57	57	57	57	
Leaf Collecting	50	19	0	35	25	25	25	
Extra Checkpoints	60	58	30	60	60	60	60	
Total	394	287	104	347	305	305	305	

Points Scored Graphs

